



The Solera Solar Bollard Light features an all-in-one design. The solar panel and battery are built into the LED fixture. No need for a power source, which eliminates the need for trenching or wiring. The battery can support 2-3 nights

- Comparable to 30W Halogen bollard.
- Efficient operation gives 12 hours of 100% brightness with one charge.
- Aluminum housing can withstand harsh outdoor elements.
- Super simple installation with all-in-one design.
- Advanced new LiFePO4 battery lasts at least 2000 charge cycles and is replaceable.
- Perfect for pathways, waterfronts, parks, schools and more.
- Dimensions: 8.3 (top) x 29.9 x 7.5 x 10.2 in. (base)
- See pg. 2 for photometrics.



BATTERY CHARGE TIME



BATTERY CHARGING TEMP



REPLACEABLE BATTERY



BATTERY LIFE



BEAM ANGLE




OPERATING TEMP
-4°F TO 140°F



100,000hrs RATED LIFE




PART #	UPC	COMPARES TO	LUMENS	COLOR	LISTINGS
SL-SBL-2W-27K-BK-G1	844006073756	30W HALOGEN	266	2700K	CE FC
SL-SBL-2W-40K-BK-G1	844006090036			4000K	

OPERATING MODE |  DUSK TO DAWN

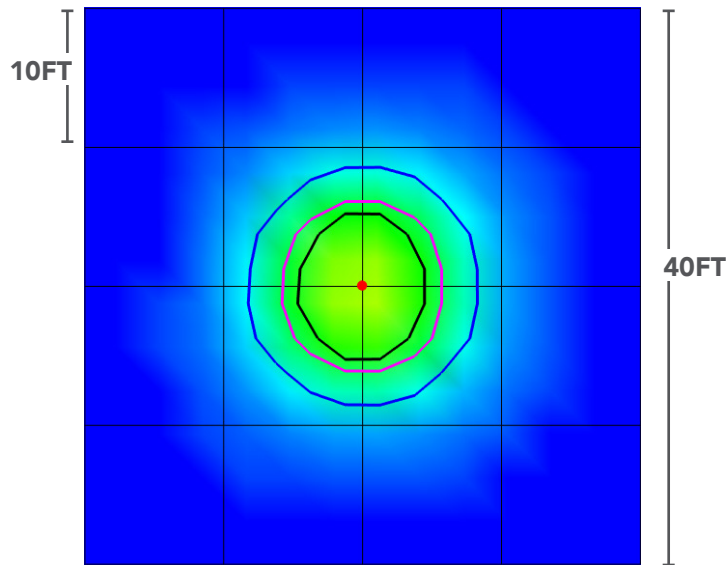

Light Efficient Design

847.380.3540 • led-llc.com • sales@led-llc.com

PHOTOMETRICS

FOOT CANDLES	ISO-LINE COLOR
1 FC	BLACK 
0.5 FC	MAGENTA 
0.1 FC	BLUE 

ILLUMINANCE (FC)



Light Efficient Design

847.380.3540 • led-llc.com • sales@led-llc.com