




All-in-one design with solar panel, light engine and battery built into the fixture. No need for a power source, which eliminates the need for wiring and trenching. The perfect luminaire for signage, billboards, advertisements & more.

- ▶ Comparable to 70W or 150W HID.
- ▶ 4 hours of 100% brightness, then 25% for the remainder of the night with one charge.
- ▶ Standard bracket included, optional clamp mount bracket available.
- ▶ Replaceable Li-Ion battery lasts at least 1500 charge cycles.



BATTERY
indicator

RP-SDL-BK-LB ▶



BATTERY
CHARGE TIME



BATTERY
CHARGING TEMP



REPLACEABLE
BATTERY



BATTERY LIFE



BEAM ANGLE



OPERATING TEMP



50,000hrs
RATED LIFE

PART #	UPC	COMPARES TO	LUMENS	COLOR	LISTINGS
SL-SDL-2FT-40K-BK-G2	844006085193	70W HID	750	4000K	CE FC
SL-SDL-4FT-40K-BK-G2	844006085926	150W HID	2000	4000K	

ACCESSORIES

PART #	DESCRIPTION	OPERATING MODES
RP-SDL-BK-LB	7" CLAMP MOUNT BRACKET (2 PACK)	OPERATING MODES ☀️ CONSTANT BRIGHTNESS ⌚ TIMER

Light Efficient Design

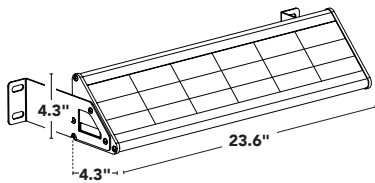
847.380.3540 • led-llc.com • sales@led-llc.com

PART NUMBER BUILDER

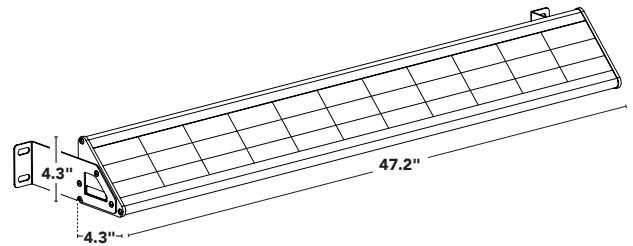
MFR	PRODUCT	LENGTH (FT)	WATTAGE	COMPARES TO	COLOR	FIXTURE COLOR	GENERATION
SL	SDL				40K		
		2F		70W HID		BK = BLACK	G2 = GENERATION 2
		4F	20W	150W HID			
EXAMPLE PART NUMBER							
SL-SDL-2FT-40K-BK-G2							

DIMENSIONS

2FT (SL-SDL-2FT)



RP-SDL-20W



Light Efficient Design

847.380.3540 • led-llc.com • sales@led-llc.com